

10-000981 10" Display Software Update Instructions

October 18, 2024

Document 30-001432

NAVITAS VEHICLE SYSTEMS LTD

500 Dotzert Crt, Waterloo,
Ontario N2L 6A7 Canada
Phone: +1-(844)-576-2499
Fax: +1-(519)-725-1645
Website: NavitasVS.com



Contents

Introduction 2

Software Update Procedure..... 3

Navitas Dashboard App..... 7

Warranty 8

Introduction

All instructions provided in this manual should be strictly complied with. The purpose of this document is to provide the user with the information necessary to utilise and install the described product properly.

- The owner, and all vehicle operators **MUST** read and understand all warnings and instructions in the Vehicle Owner's Manual. The owner of the vehicle assumes all liability for accidents, injuries, or damages if the warnings and instructions are not followed.
- **Navitas Vehicle Systems Ltd.** assumes no responsibility for errors or omissions in this manual, nor for liability or damages resulting from the use of the information contained herein. In the event this manual is lost or damaged, please contact your local dealer for a replacement.
- **Navitas Vehicle Systems Ltd.** reserves the right to make changes to the controller, its parts, accessories, labeling, or instructions without any obligation to apply these changes to units previously sold.

** Products and specifications are subject to change without notice or obligation.*

Software Update Procedure

You will need a USB 2.0 USB flash drive. The drive must be formatted as FAT32 and have a capacity of 32GB or less.

1. Please place the two included BIN files into the root directory of the empty flash drive.
 - a. ISPBOOOT.BIN
 - b. st25mcu.bin
2. Power up the display. Once the startup is complete, connect the USB drive to the display connector (Note: If the flash drive is connected prior to startup, the display will not boot)
3. Select the screen prompts in the following order:
Main Menu > Setting > General > Serial & Version > Software Upgrade
 - a. From the Main display select the Home Icon



- b. Select the Settings Gear



- c. Select the General Gear icon



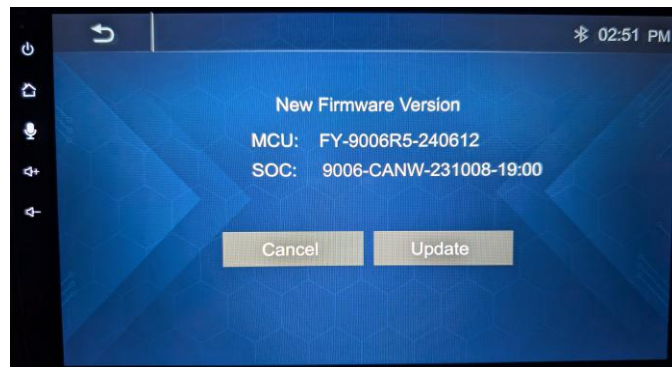
d. Select Serial & Version



e. Select Software Upgrade

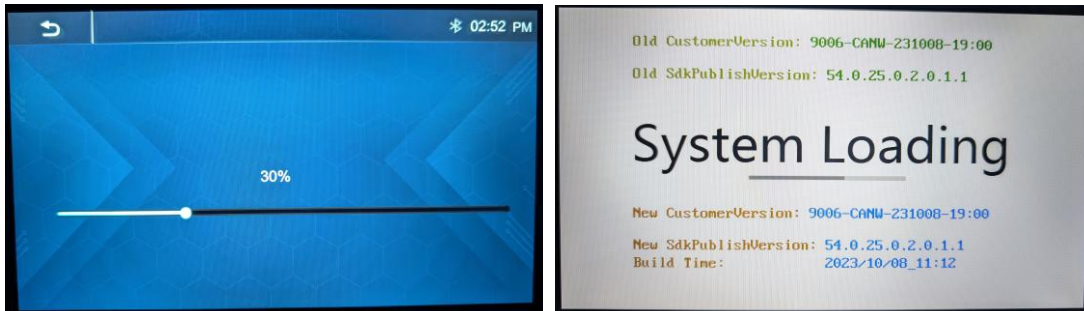


f. Select Update



- The system will now proceed with the upgrade of the two files automatically.

A black screen will be displayed for 8-10 seconds during the update, so please be patient.



On some updates, it will ask to confirm language selection. Ignore this screen. The update will continue in the background.

- The READY screen will appear once the upgrade is complete.

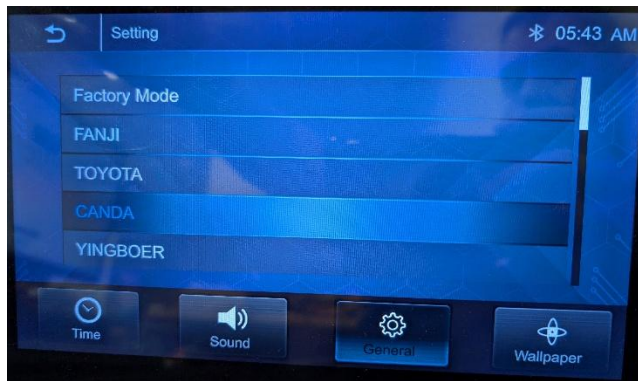


You can now remove the USB flash drive and restart the display.

6. Once the screen has rebooted, navigate to the Serial&Version page (See Step 3 above) and tap on the SOC message six (6) times.



Once the menu changes, scroll down and select CAN Bus Protocol. Change it to CANDA by selecting it from the menu that appears



Attention:

- 1. Please do not power off the device during upgrade process*
- 2. Please do not unplug the USB flash drive during upgrade process.*

Navitas Dashboard App

Download The Navitas Dashboard App

Take charge of your vehicle with the Navitas Dashboard App. Fine-tune your car's performance, access real-time data, receive timely reminders, and more.

<https://navitasvs.com/app>



Warranty

Warranty Document #05-000102

Navitas Vehicle Systems Ltd. warrants that the products sold to Customer by Navitas will be free from defect in materials and workmanship as noted below, from the date of manufacturing shipping of the product, subject to the terms and conditions in this Limited Warranty.

1. TSX, TSX2.0, TSX3.0, Separately Excited Models, TPM Permanent Magnet Models, TAC AC Induction Models – 24 months
2. TSE Series Models, PSE Hydraulic Models, CTL Series Models – Lessor of 12 months or 4,000 hours
3. MAC AC Motor – 12 months

If, during the applicable warranty period, (i) Navitas is advised in writing as to a defect in a Navitas product; (ii) such product is returned to a receiving point designated by Navitas; and (iii) an examination of such product discloses to Navitas' reasonable satisfaction that such product is defective and such defect was not caused by accident, abuse, neglect, alteration, improper installation, lightning damage, submersion, short circuits due to improper handling, repair, improper testing or use contrary to any instruction issued by Navitas, Navitas will repair or replace the defective product at no cost to Customer, except for transportation costs. Replacement shall mean furnishing the Customer with a new product equivalent to the defective product. All defective products replaced by Navitas under this warranty shall become the property of Navitas and must be returned to Navitas properly packed to prevent physical damage.

Navitas does not warrant that any product is suitable for use in any particular application. Customer shall be responsible for evaluating the appropriateness of the use of any specific Navitas product for a particular application. Navitas shall be entitled to rely exclusively upon such representation in furnishing any product to Customer.

TSX and TAC Products Application is for Golf Car and LSV Vehicles with speeds of up to of 25MPH. Users must comply with Federal, County and Municipal Bylaws & Regulations when operating vehicles.

Warranty Limitations

The foregoing warranty constitutes Navitas' exclusive Liability and the exclusive remedy of Customer for any breach of or any other nonconformity of the products covered by this warranty. This warranty is exclusive and in lieu of all other warranties. Navitas makes no warranty, expressed or implied or statutory including, without limitation, any warranty of merchantability or fitness for a particular purpose.

No representative, employee, distributor or dealer of Navitas has the authority to make or imply any warranty, representation, promise or agreement, which in any way varies the terms of this limited warranty.

The Navitas products sold to Customer are intended to be used only in the application specified by Customer to Navitas. Any other use renders the Limited Warranty expressed herein and all implied warranties null & void and same are hereby excluded. Under no circumstances shall Navitas be liable to Customer or any third party for consequential, incidental, indirect, exemplary, special or other damages whether in an action based on contract, tort (including negligence) or any other legal theory, arising out of or related to the products sold to Customer, including but not limited to lost profits or loss of business, even if Navitas is apprised of the likelihood of such damages occurring.

This limited warranty may not be changed, modified, limited or extended in scope except by a written agreement signed by Navitas and Customer. Except as stated, any purported modification of this limited warranty shall be null and void.

April 2019

Distributed by:

Navitas Vehicle Systems Ltd. (Navitas)
500 Dotzert Crt, Waterloo,
Ontario N2L 6A7 Canada

Phone: +1-844-576-2499
Fax: +1-519-725-1645
Web: NavitasVS.com